

AED48/60-12/24VIP44-3A 48/60W LED DRIVER IP44-3A

LED Driver 12V/24V **48/60W**



■ 特性/Product Feature:

- Constant Voltage
- Protection type: overload/overvoltage
- Fully protective plastic housing
- Class 2
- Suitable for indoor LED lamps
- 100% full load aging test
- 3 year warranty



型号	AED48-12VIP44-3A	AED48-24VIP44-3A	AED60-12VIP44-3A	AED60-24VIP44-3A	
输出	Output Voltage/输出电压	12V	24V	12V	24V
	Voltage Accuracy/电压精度	±5%	±5%	±5%	±5%
	Output Current/输出电流	4A	2A	5A	2.5A
	Output rated power/额定功率	48W	48W	60W	60W
	Max.no Load Voltage/最大空载电压	14V	27V	14V	27V
	Load Regulation/负载调整率	±3%			
输入	Voltage range/电压范围	198-264Vac			
	Frequency range/频率范围	47-63Hz			
	Power Factor/功率因数	≥0.9			
	Efficiency/效率 (Typ.)	88%			
	Input current/输入电流	770mA(Max)		840mA(Max)	
	Surge current/浪涌电流 (Max)	13A@230Vac满负载冷态			
	Leakage Current/漏电流	0.5mA			
	Line Regulation/线性调整率	±2%			
	Start up time/启动、上升时间 备注5	0.5s			
	Heatingfilm rated current/加热膜额定电流	0.5A@220-240Vac Max			
保护	Overload/过负载	大于额定输出功率的1.1-1.4倍,产品进入闪灯模式,异常解除恢复正常			
	Short circuit protection/短路保护	短路时,产品无损伤,打隔,短路解除时,可自动恢复			
环境	Operating temperature/humidity /工作温度、湿度	-20℃~40℃/ 20%~90% RH			
	Storage Temperature/humidity /储存温度、湿度	-20℃~80℃/ 10%~95% RH			
	Vibration/耐振动	10~500Hz,2G 10分钟/周期,X、Y、Z轴各60分钟			
	Noise/噪声 (最大) 备注2	24DB			
安规和电磁兼容	Safety specification/安全规范 备注6	EN61347-1,EN61347-2-13 GB19510.1-2009,GB19510.14-2009			
	Withstand Voltage/耐压	I/P-O/P :3750Vac			
	Insulation Resistance/绝缘阻抗	I/P-O/P, 100Mohms/500Vdc/25℃/70%RH			
	Electromagnetic compatible emission/电磁兼容发射	EN55015 : 2019 EN61000-3-2/3 GB17625.1 GB17625.2			
	Electromagnetic compatibility immunity/电磁兼容抗扰度	EN 61547 EN61000-4-2.3.4.5.6.8.11 GB/T17626.2.3.4.5.6.8.11			
	Lifetime/寿命	30000H			
	Size/尺寸	184mm*55mm*16.5mm			
	Packaging/包装	475x320x225mm-A=A-标准箱			
备注	<p>1. Unless otherwise specified, all specifications and parameters shall be measured at 230VAC input, rated load, and ambient temperature of 25 °C.</p> <p>2. Noise measurement method: test within a silent speaker box 300mm from the product.</p> <p>3. Under low input voltage, it is necessary to derate the output. Please refer to the static characteristic</p>				

curve chart for details.

4. The power supply is considered as a component used in combination with the terminal equipment, as EMC is affected by the entire device, and the terminal equipment manufacturer needs to perform EMC confirmation on the entire device again.

5. The startup time is measured under a cold start state, and continuous startup and shutdown may increase the startup time.

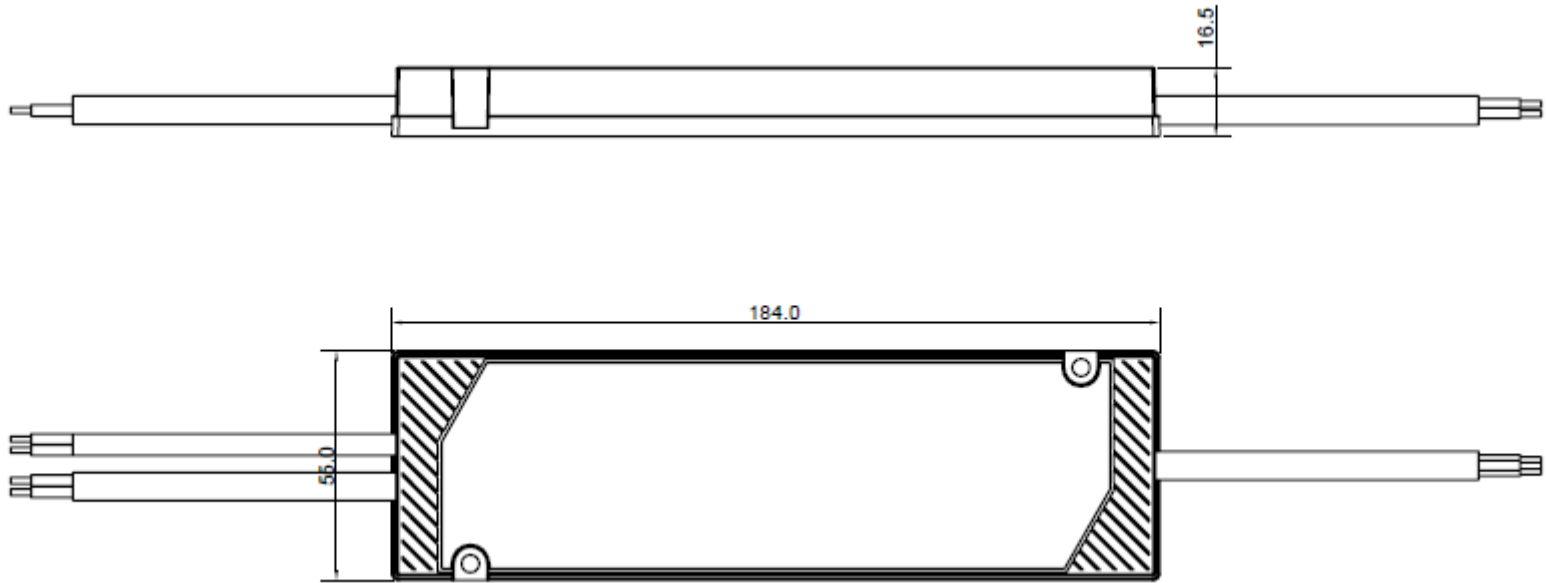
6. Models certified by CCC, CE, and TUV (EN61347-1, EN61347-2-13) are optional models. For details, please contact LETARON.

48/60W电源

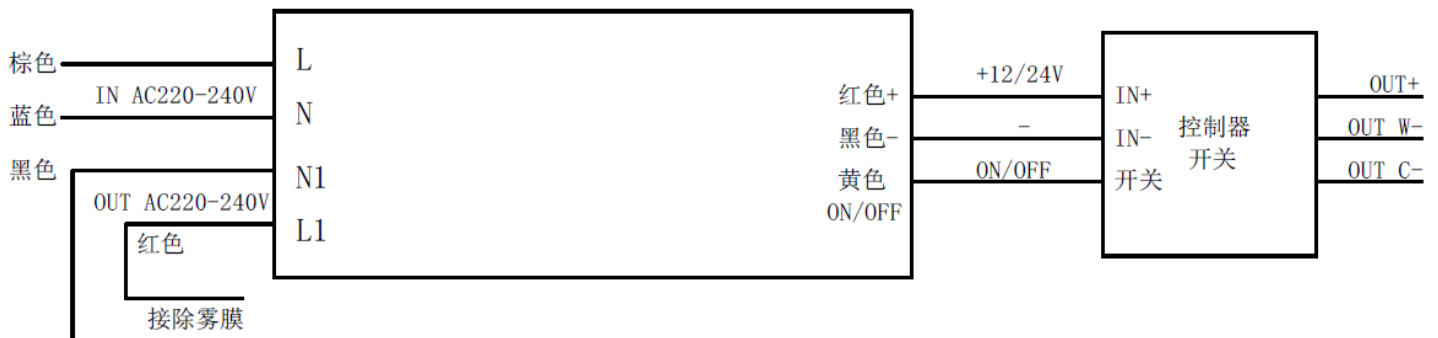
IP44-3A系列

■机构尺寸/Mechanical drawings.

单位 : mm

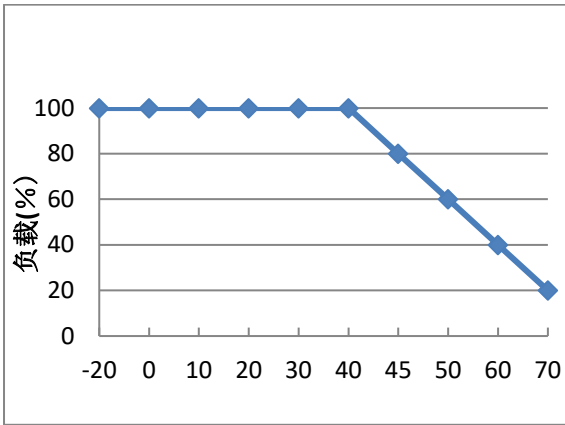


※:接线图/Wiring diagram.

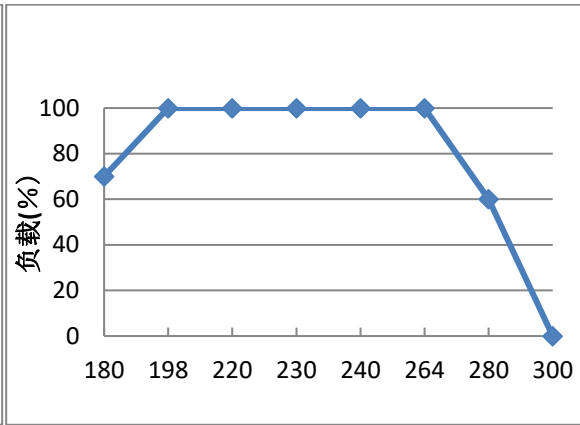


■ Deduction curve.

■ Load and output voltage characteristic curve



Ambient temperature (°C)



INPUT VOLTAGE (Vac)